

Series 81L Product Overview

Features:

- Lightweight, aluminum body
- Two mounting areas: front and side
- Toggle-action mechanism
- Can be quickly retrofitted with magnetic sensing system

Applications:

- Assembly
- Checking fixtures
- Handling systems

Also Available:

82L..-4 Series: Enclosed version in similar sizes. See page 15.7

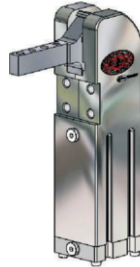
81L12-1




81L16-1



81L20-1



81L25-1

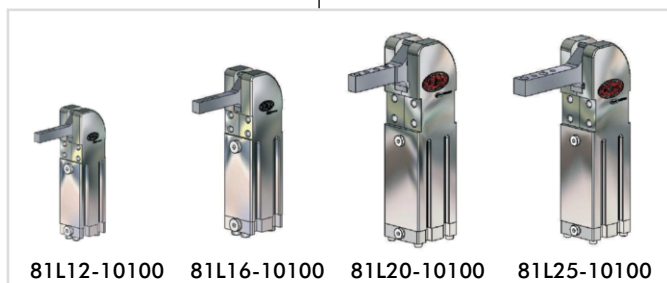


Series 81L Technical Information, Ordering Information

Model	Max. Holding Torque Nm [lb ft]	Max. Clamping Torque at 5 bar [72 psi] Nm [lb ft]	Weight kg [lb]	Air Consumption per double stroke at 5 bar [72 psi] dm <sup>3</sup> [ft <sup>3</sup> ]	Max. Added Load (at Position, "X") g [oz]
81L12-101..	25 [18.4]	4,5 [3.3]	0,16 [0.4]	0,25 [0.01]	50 [1.8]
81L12-141..	20 [14.8]	4,5 [3.3]	0,17 [0.4]	0,25 [0.01]	50 [1.8]
81L16-101..	60 [44]	6,5 [4.8]	0,25 [0.6]	0,26 [0.01]	80 [2.8]
81L16-141..	40 [29.5]	7,0 [5.23]	0,27 [0.6]	0,27 [0.01]	80 [2.8]
81L20-101..	100 [73.8]	18 [13.3]	0,50 [1.1]	0,40 [0.02]	90 [3.2]
81L20-141..	80 [59]	17 [12.5]	0,52 [1.2]	0,35 [0.01]	90 [3.2]
81L25-101..	100 [73.8]	18 [13.3]	0,52 [1.2]	0,40 [0.02]	100 [3.5]
81L25-141..	80 [59]	17 [12.5]	0,54 [1.25]	0,35 [0.01]	100 [3.5]

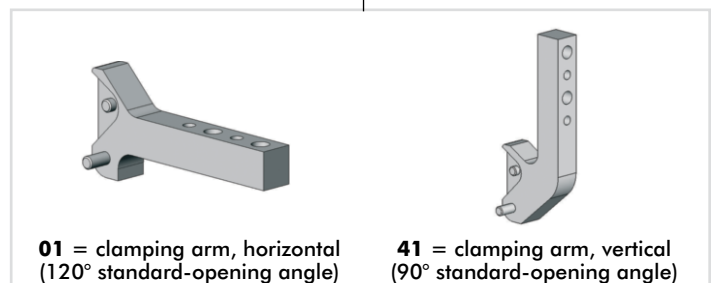
Example Order No.: **81L12-1 01 00**

00 = Standard Design



81L12-10100 81L16-10100 81L20-10100 81L25-10100

Base Model: Size



01 = clamping arm, horizontal (120° standard-opening angle)

41 = clamping arm, vertical (90° standard-opening angle)

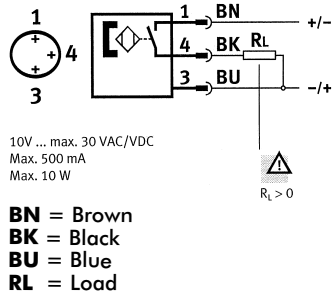
Arm Style

Series 81L Standard Clamp Dimensions, Accessories, Spare Parts

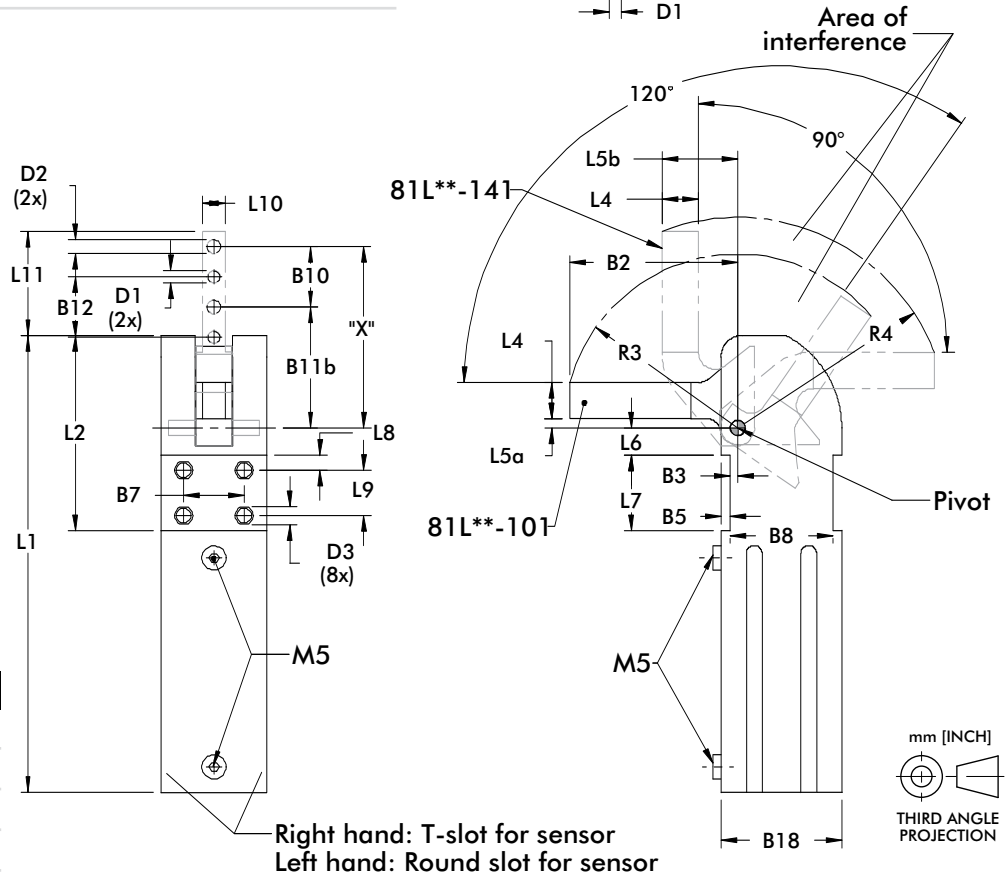
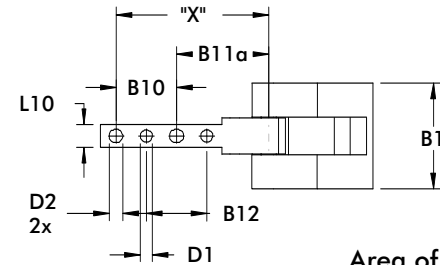
Accessories:

Part no.	Description	Notes
8EA-109-1	Sensor	3-wire cable, M8x1 connector, 3-pin
82ZB-004-1	Adapter	Adapter for mounting 81L20-1, 81L25-1 to 25mm dia. bar

8EA-109-1



Power by compressed air, max. 6 bar Operation with oil-free air is permissible.



Model	Seal Kit
81L12-1....	81L12-1-00
81L16-1....	81L16-1-00
81L20-1....	81L20-1-00
81L25-1....	81L20-1-00

Model	D1 Ø [H7]	D2 Ø	D3 Ø	B1	B2	B3 ±0,1	B5 ±0,2	B7 ±0,1	B8 ±0,1	B10 ±0,2	B11a	B11b	B12
81L12-1....	[0.12] 3	[0.13] 3,3	M4x6	[0.94] 24	[1.57] 40	[0.10] 2,5	[0.06] 1,5	[0.59] 15	[0.98] 25	[0.35] 9	[1.06] 27	[1.24] 31,5	[0.35] 9
81L16-1....	[0.12] 3	[0.17] 4,3	M5x5	[1.12] 30	[1.97] 50	[0.08] 2	[0.08] 2	[0.79] 20	[1.02] 26	[0.59] 15	[1.18] 30	[1.56] 39,5	[0.59] 15
81L20-1....	[0.16] 4	[0.18] 4,5	M6x8	[1.38] 35	[2.12] 55,5	[0.10] 2,5	[0.12] 3	[0.79] 20	[1.34] 34	[0.79] 20	[1.20] 30,5	[1.57] 40	[0.79] 20
81L25-1....	[0.16] 4	[0.26] 6,5	M6x8	[1.38] 35	[2.58] 65,5	[0.10] 2,5	[0.12] 3	[0.79] 20	[1.34] 34	[0.79] 20	[1.59] 40,5	[1.97] 50	[0.79] 20

Model	B18	L1	L2	L4	L5a	L5b	L6	L7 ±0,1	L8	L9	L10	L11	R3	R4
81L12-1....	[1.10] 28	[4.09] 104	[1.59] 40,5	[0.28] 7	[0.10] 2,5	[0.7] 17,5	[0.18] 4,5	[0.59] 15	[0.12] 3	[0.35] 9	[0.24] 6	[0.93] 23,5	[1.61] 41	[1.89] 48
81L16-1....	[1.18] 30	[4.69] 119	[1.95] 49,5	[0.35] 9	0.09	[0.8] 20,5	[0.23] 5,75	[0.79] 20	[0.16] 4	[0.47] 12	[0.31] 8	[1.41] 35,75	[2.00] 51	[2.48] 63
81L20-1....	[1.57] 40	[5.94] 151	[2.54] 64,5	[0.47] 12	[0.12] 3	[0.98] 25	[0.35] 9	[0.98] 25	[0.19] 5	[0.59] 15	[0.29] 7,5	[1.36] 34,5	[2.26] 57,5	[2.75] 70
81L25-1....	[1.57] 40	[5.94] 151	[2.54] 64,5	[0.47] 12	[0.12] 3	[0.98] 25	[0.35] 9	[0.98] 25	[0.19] 5	[0.59] 15	[0.47] 12	[1.75] 44,5	[2.64] 67	[3.11] 79