

Series 6001 Product Overview

Features:

- Heavier duty version of Model 601 with 50% more holding capacity
- Mounting pattern interchangeable with Model 601
- Allow handle to fall below mounting plane to lock in retracted position


Applications:

- Assembly
- Testing
- Soldering
- Gluing


Also Available:

See page 8.1 for accessories

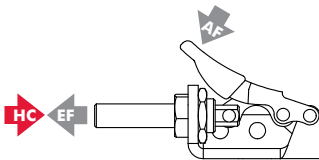
▲ 6001
● 6001-M



▲ 6001-SS
● 6001-MSS



Series 6001 Technical Information, Holding Capacities, Standard Clamp Dimensions



Model	Max. Holding Capacity	Weight	EF:AF (pushing/pulling)	Plunger Travel	(M) Plunger Thread	Spindle (Recommended)	Spindle Included
▲ 6001					#8-32	105203	No
● 6001-M	[150 lbf] 670 N	[0.12lb] 0,05kg	14:1/25:1	[0.63] 16	M4	205208-M	No
▲ 6001-SS					#8-32	205943	Yes
● 6001-MSS					M4	205943-M	Yes

HC = Holding Capacity, EF = Exerting Force, AF = Applied Force
Preferred Market: ▲ NA/SA ■ Europe ● Global

