

Series 225 Product Overview

Features:

- Low profile
- Stainless steel model furnished without plastic grip
- Available with DE-STA-CO® Toggle Lock Plus

Applications:

- Assembly
- Checking fixtures
- Closures
- Woodworking

Also Available:

See page 8.1 for accessories  
Accommodates M8 or 5/16" spindle accessory

Covered under one year or more U.S./International Patents

**225-U**  
Flanged Base  
U-Bar



**225-USS**  
Flanged Base, U-Bar,  
Stainless Steel



**225-UR**  
Flanged Base, U-Bar  
with DE-STA-CO®  
Toggle Lock  
Plus



**225-UB** ⓘ  
Straight Base  
U Bar



**225-UBSS** ⓘ  
Straight Base, U Bar,  
Stainless Steel



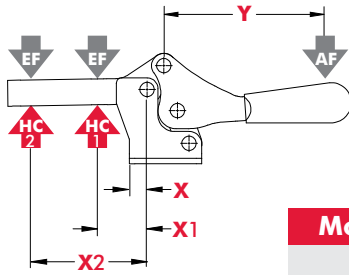
Note:  
Clamps shown with included accessories.

Series 225 Technical Information

Model	Max. Holding Capacity	Clamp Bar Opening (+10°)	Handle Opening (+10°)	Weight	Accessories (Supplied)	
					Spindle Assembly	Flanged Washers
<b>225-U</b>	2220 N [500 lbf]	92°	70°	0,25kg [0.55lb]	225208-M	507107
<b>225-USS</b>	2760 N [600 lbf]				207943	507907
<b>225-UR</b>	2220 N [500 lbf]			225208-M	507107	
<b>225-UB</b> ⓘ	2220 N [500 lbf]			207943	507907	
<b>225-UBSS</b> ⓘ	2760 N [600 lbf]					

ⓘ This item is available upon request

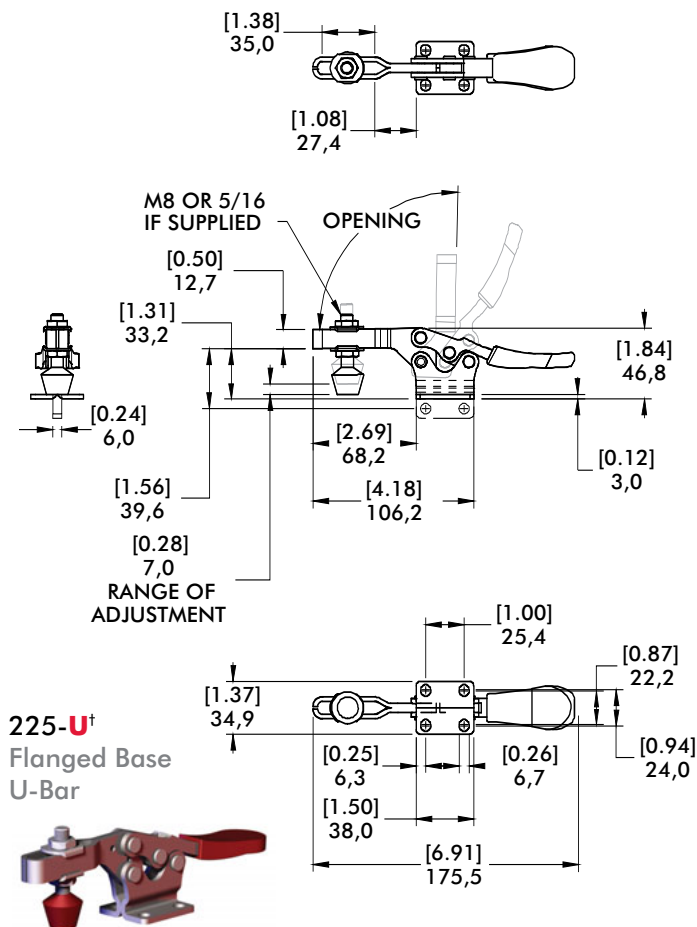
## Series 225 Holding Capacities



Model	X	X1	X2	Y	±HC1	±HC2	±EF(X1):AF	±EF(X2):AF
<b>U</b>					[500lbf.] 2220N	[250lbf.] 1110N		
<b>USS</b>	[0.12] 3,0	[1.25] 31,8	[2.50] 63,5	[3.56] 90,4	[600lbf.] 2760N	[300lbf.] 1340N	12:1	5:1
<b>UR/UB</b>					[500lbf.] 2220N	[250lbf.] 1110N		
<b>UBSS</b>					[600lbf.] 2760N	[300lbf.] 1340N		

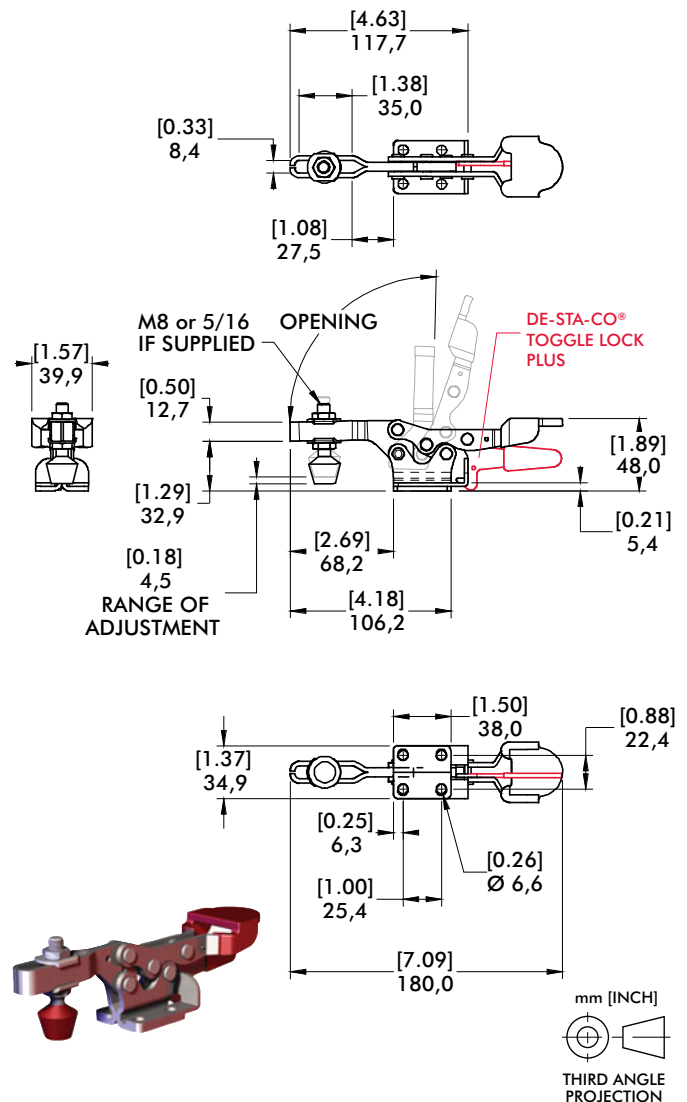
Dimensions shown "mm [inch]" ± HC = Holding Capacity, EF = Exerting Force, AF = Applied Force  
Refer to page 20.4 for additional information.

### Series 225 Standard Clamp Dimensions -U/-USS-/UB-/UBSS



**225-U<sup>†</sup>**  
Flanged Base  
U-Bar

### Series 225-UR Standard Clamp Dimensions



mm [INCH]  
THIRD ANGLE  
PROJECTION