

Series 2037 Product Overview

Features:

- Increased handle clearance reduces pinch points
- Common mounting hole pattern to Model 237
- Fixed handle pivot provides smooth action
- Over 2½ times the holding capacity Model 237

Applications:

- Checking fixtures
- Assembly & test
- Light machining
- Woodworking
- Closures

Also Available:

See page 8.1 for accessories
Accommodates M10 or 3/8" spindle accessory

Covered under one year or more U.S./International Patents

2037-U
Flanged Base
U-Bar



2037-UR
Flanged Base, U-Bar
with DE-STA-CO®
Toggle Lock
Plus



2037-UB
Straight Base
U-Bar



2037-UBR
Straight Base, U-Bar
with DE-STA-CO®
Toggle Lock
Plus

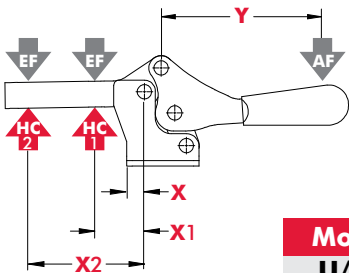


Note:
Clamps shown with included accessories.

Series 2037 Technical Information

Model	Max. Holding Capacity	Clamp Bar Opening (+10°)	Handle Opening (+10°)	Weight	Accessories (Supplied)	
					Spindle Assembly	Flanged Washers
2037-U	7470 N [1680 lbf]	73°	72°	1,34kg [2.95lb]	240208-M	235106
2037-UR						
2037-UB						
2037-UBR						

Series 2037 Holding Capacities



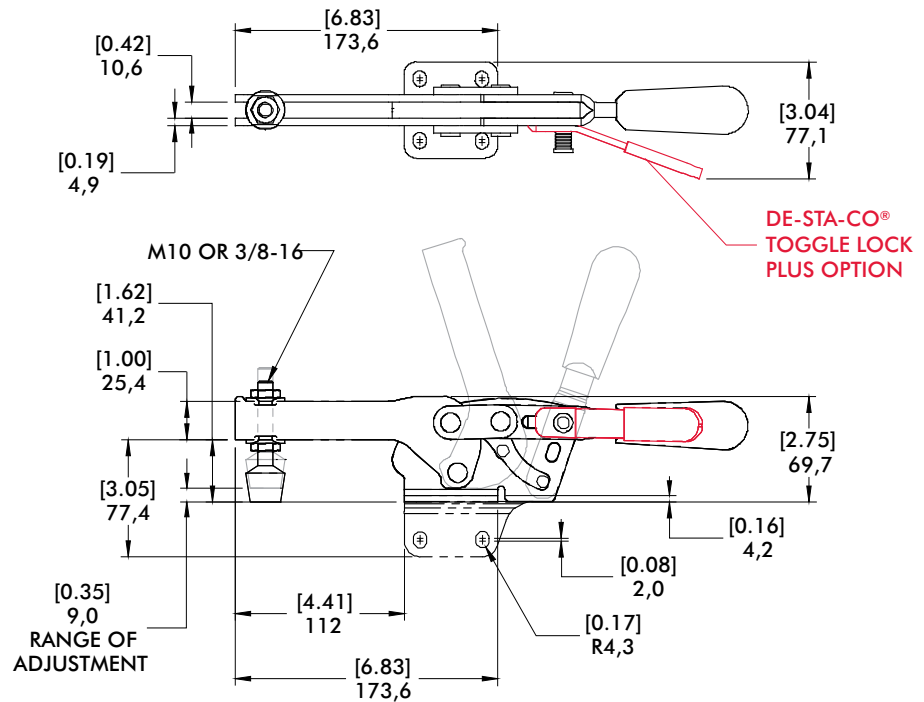
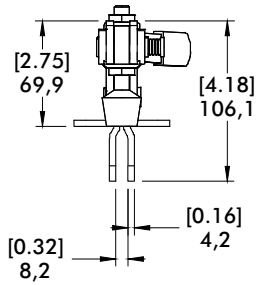
Model	X	X1	X2	Y	±HC1	±HC2	±EF(X1):AF	±EF(X2):AF
U/UR	[1.39]	[2.20]	[5.05]	[3.81]	[1680lbf.]	[700lbf.]	5:1	3:1
UB/UBR	35,3	56	128,3	97	7470N	3120N		

Dimensions shown "mm [inch]" ± HC = Holding Capacity, EF = Exerting Force, AF = Applied Force
Refer to page 20.4 for additional information.



Series 2037 Standard Clamp Dimensions -U/-UR/-UB/-UBR

2037-U
Flanged Base
U-Bar



2037-UBR
Straight Base, U-Bar
with DE-STA-CO®
Toggle Lock
Plus

