

Series 516 Product Overview

Features:

- Hardened steel pins and bushings strength and long life
- Replaceable pivot pins
- Large, solid clamping arm is easily modified to suit application requirements
- Similar in size to Model 207

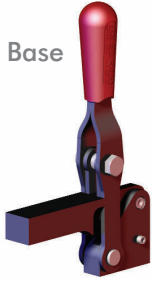
Applications:

- Light machining
- Welding
- Molding
- Medium to heavy duty clamping applications

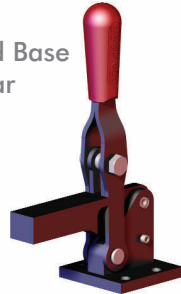
Also Available:

See page 8.1 for accessories
846 Pneumatic Toggle Clamp
(See page 10.11)

516
Weldable Base
Solid Bar



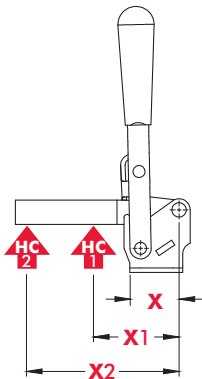
516-B
Flanged Base
Solid Bar



Series 516 Technical Information

Model	Max. Holding Capacity	Clamp Bar Opening (+10°)	Handle Opening (+10°)	Weight
516	3440 N [750 lbf]	122°	66°	0,57kg [1.25lbs]
516-B				0,77kg [1.69lbs]

Series 516 Holding Capacities, Standard Clamp Dimensions



Model	X	X1	X2	±HC1	±HC2
516/516-B	[1.31] 33	[2.00] 50,8	[3.35] 85	[750lbf.] 3440N	[340lbf.] 1510N

Dimensions shown "mm [inch]" ± HC = Holding Capacity
Refer to page 20.5 for additional information.

